

# EHKAME MAYYIT


## INTRODUCTION

"Every soul shall taste death" (Ale Imran, 3:185 )

"Wherever you will be, death will overtake you, even if you are in [strong and] lofty towers." (An-Nisa, 4:78)

One should try to keep in mind the fact that his or her life may come to an end at any time, sometimes without warning  
We have seen young and old die before us, & consequently it is important that we should be well prepared to leave this world at all times

Why am I in this world for such a short time???



To answer these questions, lets experiment

What is my purpose??



# EHKAME MAYYIT

## EXPERIMENT

I hope my hard work pays off



You do your homework and observe school rules so that your stay in school is comfortable and to pass your exams.



You go to school so that you obtain enough knowledge and skills to earn your livelihood.



You work hard so that you can provide for yourself and family as many worldly comforts as possible.

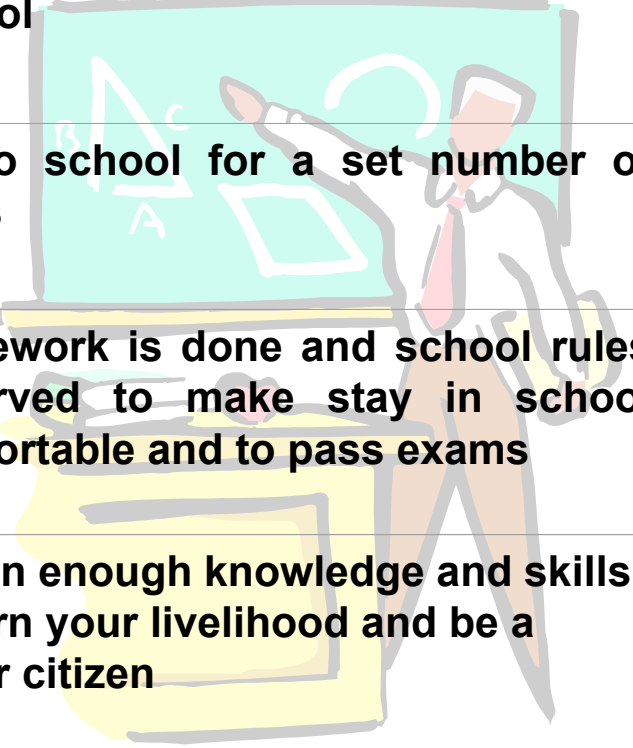


What are the results of this experiment??? Lets find out.....



# EHKAME MAYYIT

## Experiment Results:

<b>School</b> 	<b>This world</b>
Go to school for a set number of years	My life will come to an end – I am not here forever
Homework is done and school rules observed to make stay in school comfortable and to pass exams	Knowledge and wealth are acquired but my aim is to obtain Allah's pleasure and reward
Obtain enough knowledge and skills to earn your livelihood and be a better citizen	Perform actions that will improve my status in the hereafter

# EHKAME MAYYIT

## SAKARAAT OR EHTEZAAR

I am the dying person and I have the following to do:



We are the family members and we have to perform **WAJIB** & **MUSTAHAB** actions. There are also a few **MAKRUH** actions that we can avoid. So, what are they??

I have to prepare my will;

I have to inform my son of my qadha salaah, fasts and also let him know which monies are due for zakaat and khums;

Lastly I have to ask for forgiveness for my sins from Allah [s.w.t] i.e. do istighfar

# EHKAME MAYYIT

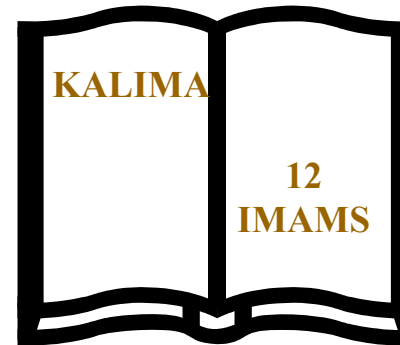
## *WAJIB ACTIONS DURING SAKARAAT*

**It is Wajib to lay a dying person on their back with the face and soles of feet facing Qiblah, if possible.**



# EHKAME MAYYIT

## MUSTAHAB ACTIONS DURING SAKARAAT



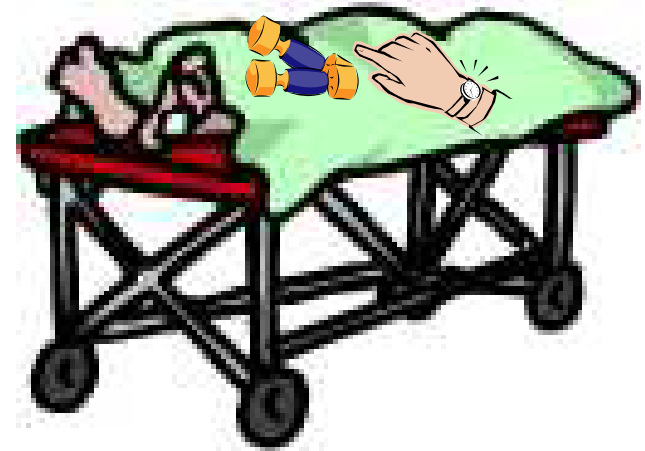
# EHKAME MAYYIT

## MAKROOH ACTIONS DURING SAKARAAT



DO NOT PLACE ANYTHING HEAVY ON THE STOMACH OR LAY HANDS ON THE BODY

DO NOT CRY OR TALK TOO MUCH





# EHKAME MAYYIT

*JUST AFTER DEATH*

*WAJIBE KIFAI*


**Ghusl**



**Kafan**



**Salaat-e-Mayyit**



**Burial**

*EHTIYATE WAJIB*



**Ask permission from Guardian**

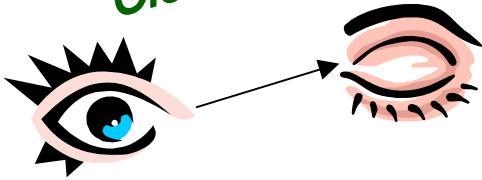


# EHKAME MAYYIT

*JUST AFTER DEATH*

*MUSTAHAB ACTIONS*


*Close Eyes*



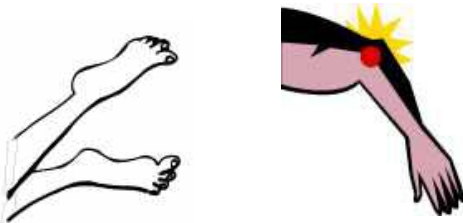
*Close Lips  
& Mouth*



*Sufficient  
Light*




*Straighten  
Arms & Legs*



*Cover body  
with sheet*



*Inform Mu'mineen  
to take part in  
burial*



# EHKAME MAYYIT

*JUST AFTER DEATH*

*MAKROOH ACTIONS*


*DO NOT LEAVE  
DYING PERSON ALONE*



*DO NOT DELAY  
RITUALS BEFORE BURIAL*



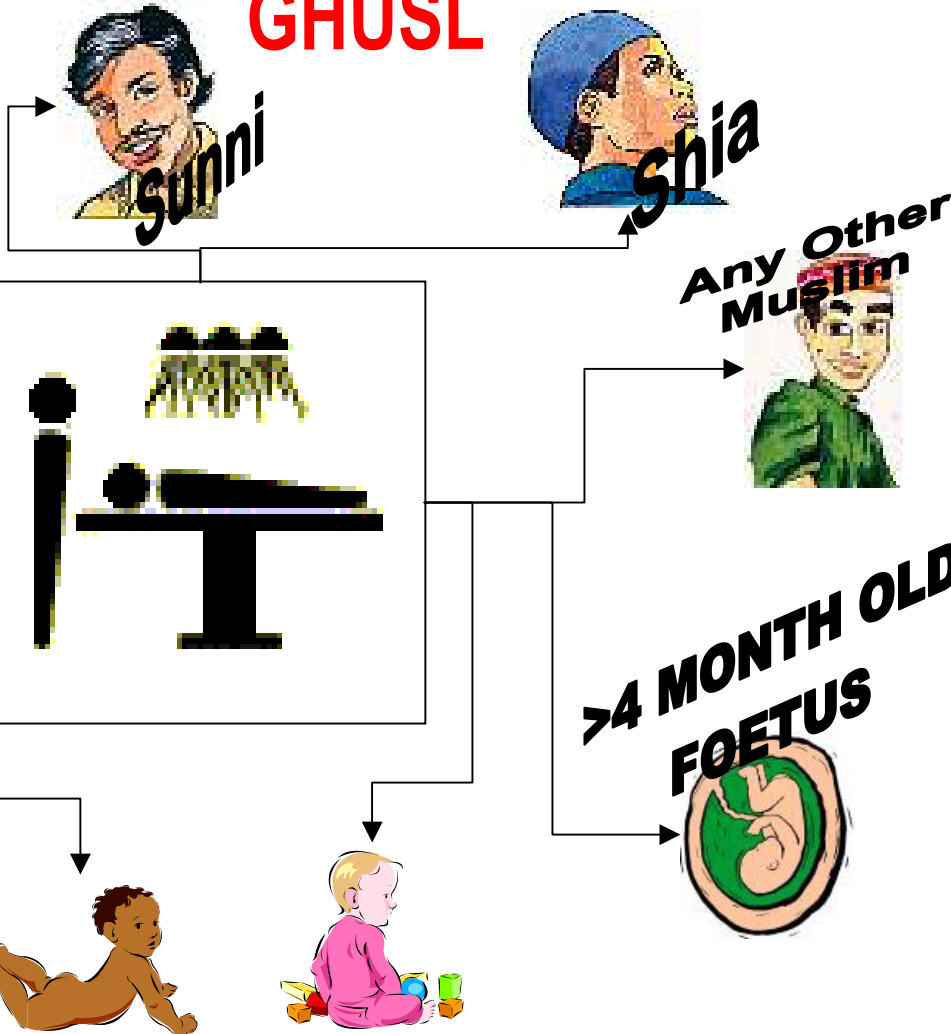
*DO NOT GO NEAR DEAD BODY  
IF IN THE STATE OF  
HAIDH*



# EHKAME MAYYIT

## GHUSL

Wajibe Kifai to give  
GHUSL



Exceptional Case

< 4 MONTH OLD  
FOETUS



Ghusl NOT Necessary

What Do you  
do??



Wrap body in cloth &  
bury

# EHKAME MAYYIT

## HOW TO GIVE GHUSL TO A DEAD BODY



Berry Leaves



1st Ghusl  
Aabe Sidr



Camphor



2nd Ghusl  
Aabe Kaafur



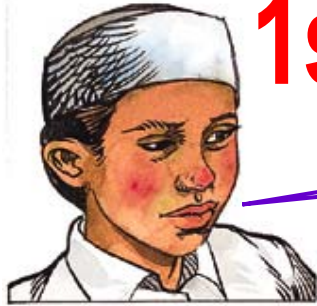
ONLY Water



3rd Ghusl  
Aabe Khalis

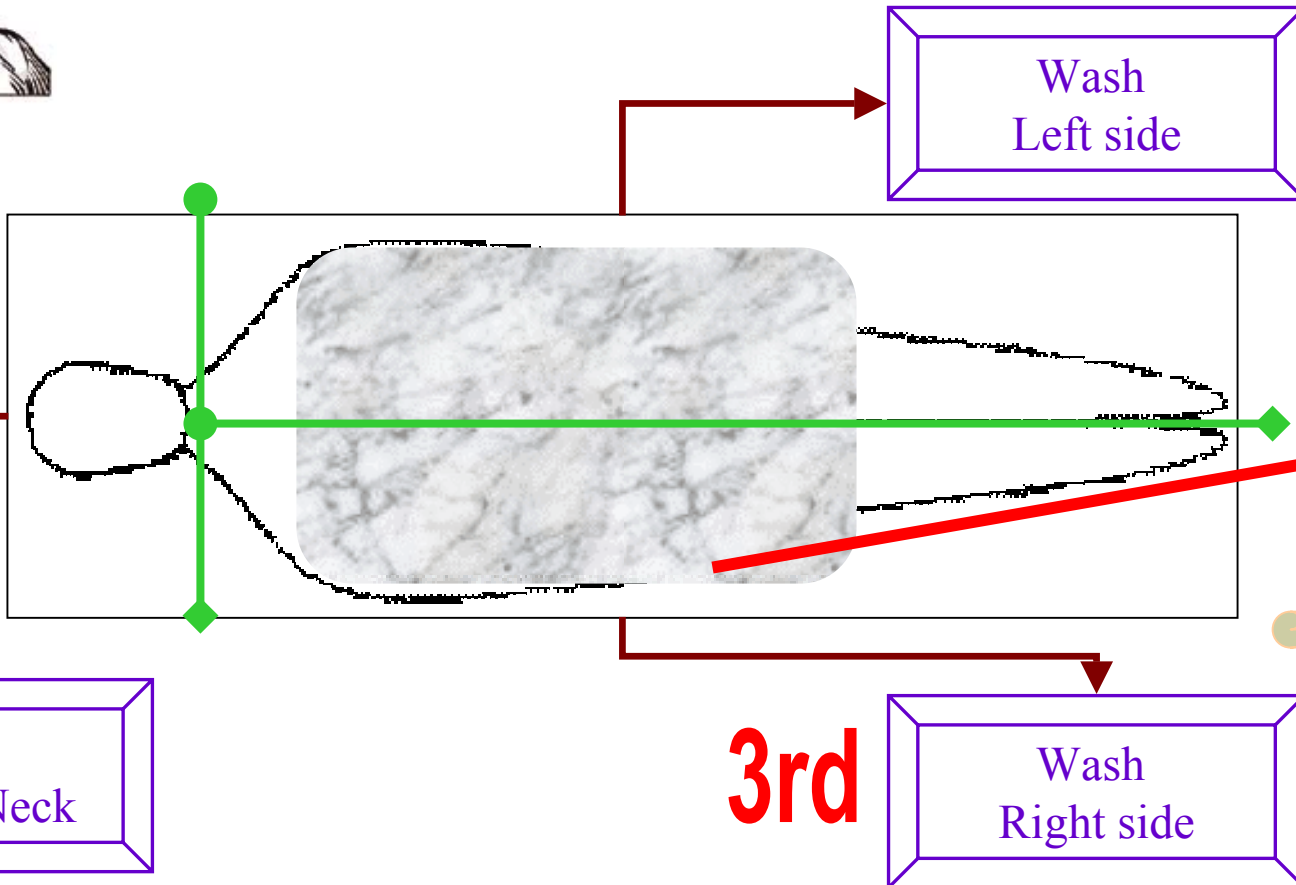
# EHKAME MAYYIT

## HOW TO PERFORM GHUSL OF A DEAD BODY



**1st**

I am giving ghusl to this corpse with  
[mention type of water being used to  
give ghusl] wajib qurbatan ilallah



**2nd**

Wash  
Head & Neck

Wash  
Left side

**4th**

Cover  
private  
parts  
at all  
times

**3rd**

Wash  
Right side

# EHKAME MAYYIT

## *RULES FOR GHUSL - WATER*



The leaves of the berry plant or camphor must **NOT** be in such a quantity as to **CHANGE** the colour of the water, so that the water mixtures become **Aabe-Muzaf (impure water)**



The leaves of the berry plant or camphor must **NOT** be **SO LITTLE** that it **CANNOT** be distinguished whether the water has been mixed with camphor or berry leaves

### **NO WATER AVAILABLE**

*then.....*

1Tayammum performed for each Ghusl

&

4<sup>th</sup> Tayammum because of inability to give Ghusl with water

**[Total Tayammum given to dead body - 4]**



# EHKAME MAYYIT

## RULES FOR GHUSL – BERRY LEAVES & CAMPHOR

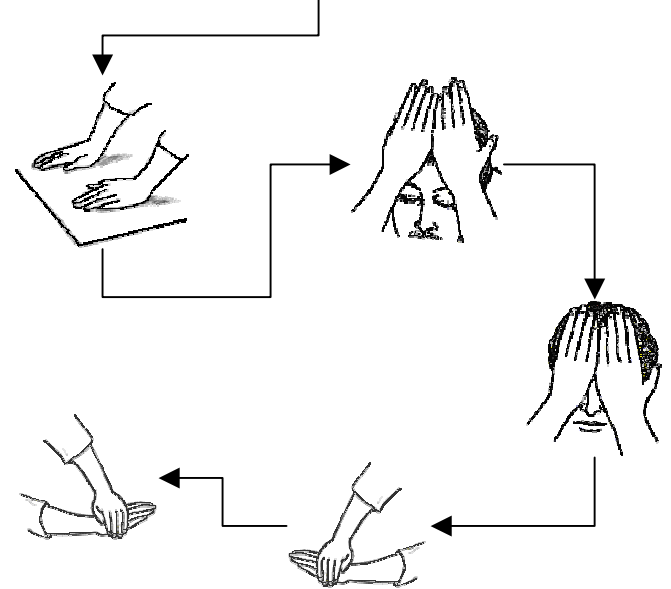
NOT AVAILABLE  
OR  
GHASBI



GHUSL GIVEN  
WITH  
PLAIN WATER



*EHTIYATE WAJIB*  
GIVE TAYAMMUM



Give Tayammum (with appropriate Niyat) as a substitute for the Ghusls in which the berry leaves and camphor were supposed to have been used



# EHKAME MAYYIT

## QUALITIES OF A PERSON ADMINISTERING GHUSL

I am a  
Baligh

I know all the  
rules of ghusl

I am a Shia  
Ithna'asheri

I am of sound mind I  
i.e I can differentiate  
between right & wrong

Today, I am a giving  
ghusl to my fellow  
sister



# EHKAME MAYYIT

## MUSTAHAB RULES FOR GHUSL

Wudhoo may be given to the dead body

Ghusl should be given in a covered place or in a house


The dead body should be dried after ghusl

The person giving ghusl should wash their own arms up to the elbows before every ghusl

At least 2 people should be engaged for giving ghusl

All participants should recite Du'a & ask for forgiveness throughout the ghusl

The soles of the dead body should face qibla



# EHKAME MAYYIT

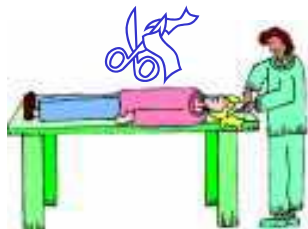
## RELEVANT RULES DURING GHUSL

A person giving Ghusl must do it with the sole intention & obeying Allah



**It is Haraam to take payment for ghusl**


Clothes may be cut away with the permission of the wali



It is better to clean the whole body with soap before giving ghusl



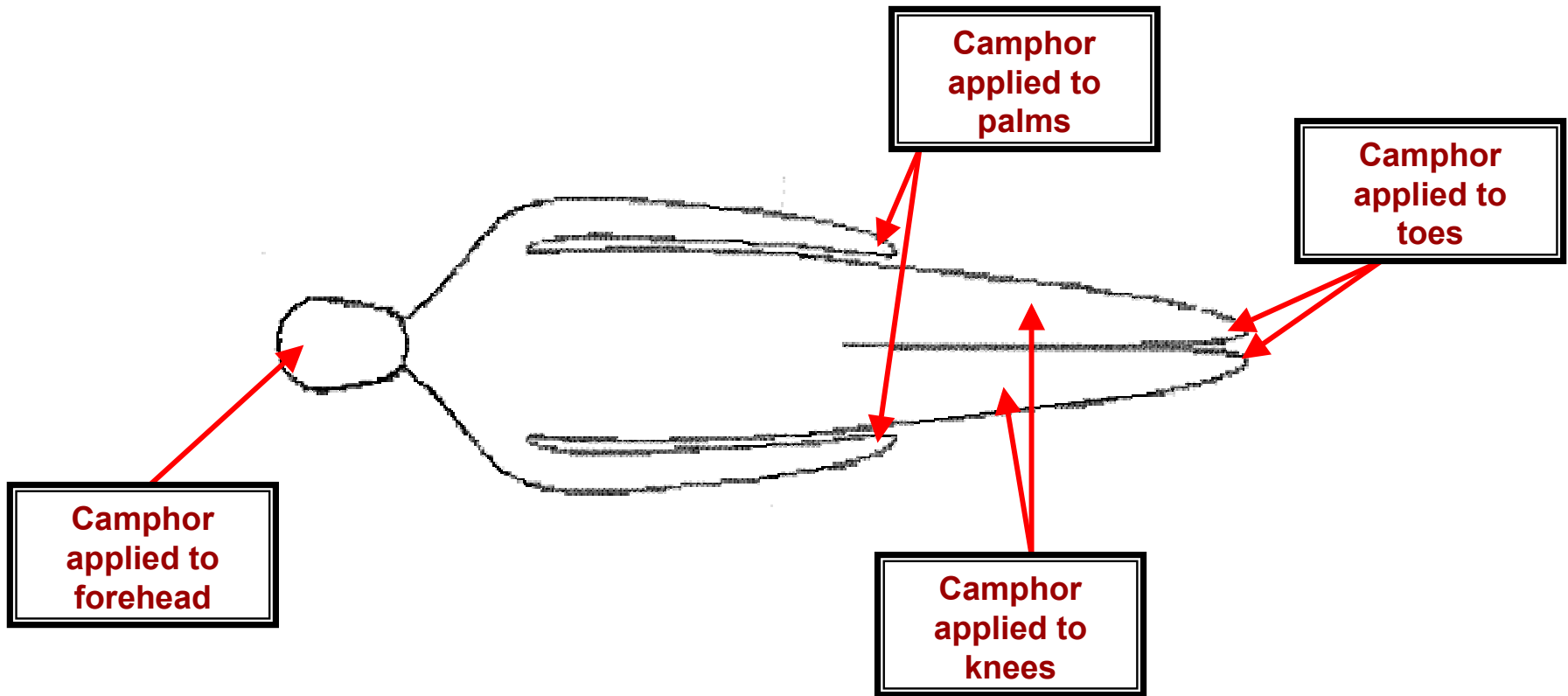
All rings, watches, etc must be removed



# EHKAME MAYYIT

## *HUNOOT*

Hunoot means to rub some camphor on those seven parts of the body which are placed on the ground during prostration (sajdah) in Salaat i.e. forehead, palms, knees and toes.



# EHKAME MAYYIT

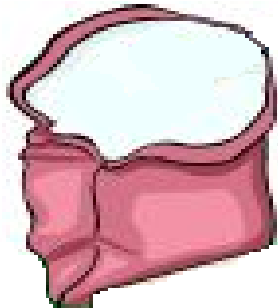
## HUNOOT

### WAJIB

Niyyat



Camphor must be  
fresh & powdered



### EHTIYATE WAJIB



Camphor should  
be applied to  
forehead first

Perfume should **NO**  
be applied




# EHKAME MAYYIT

## *HUNOOT - MUSTAHAB ACTIONS*

Camphor  
applied to  
nose

Camphor  
applied to  
chest



+

TURBAH

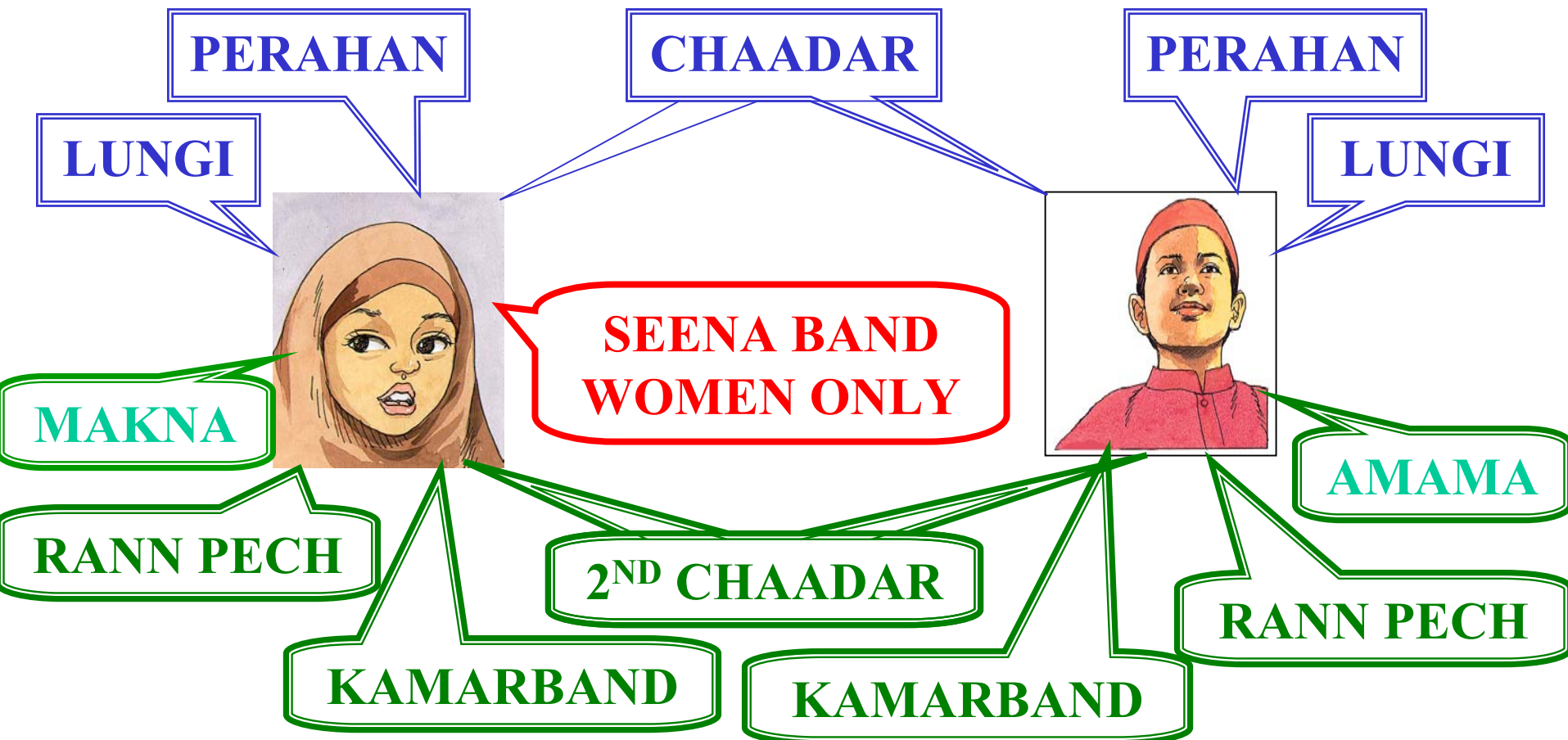
# EHKAME MAYYIT

## KAFAN

Kafan (shrouding) must be done after the Ghusl is over

It is Mustahab to use white cotton cloth

If possible, the cloth should **NOT** be cut with a metal instrument



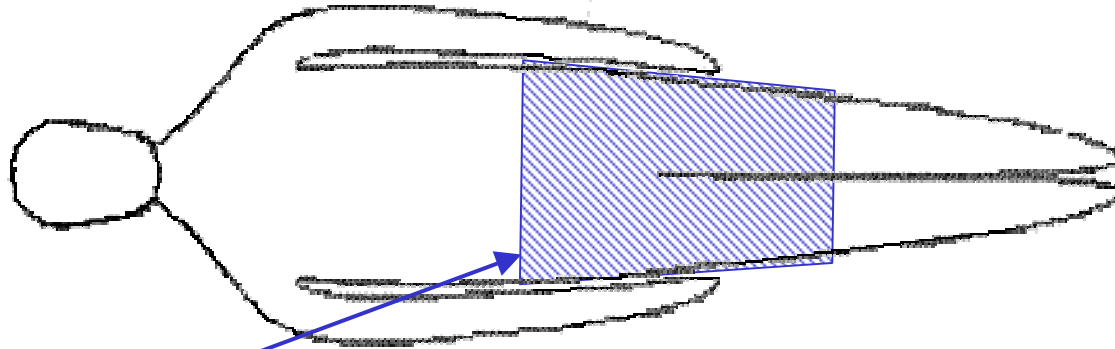


# EHKAME MAYYIT

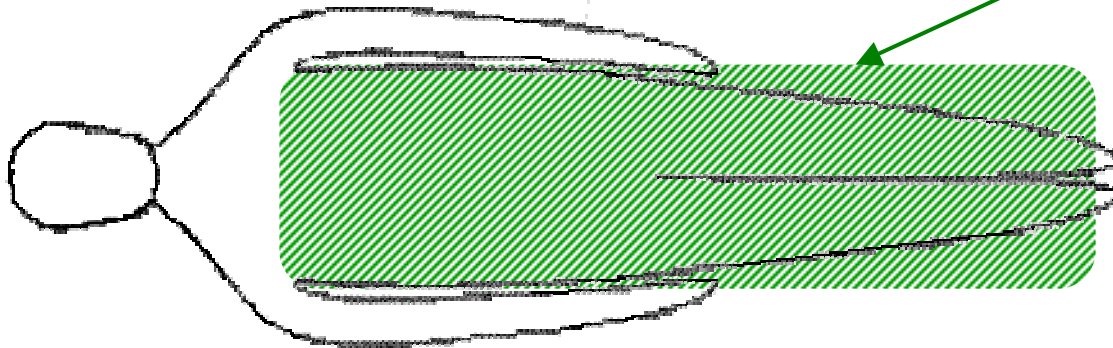
## WAJIB PARTS OF KAFAN

### 1<sup>ST</sup> - LUNGI

THE APPROXIMATE SIZE OF LUNGI IS 60" X 54" (150CMS X 135CMS)



Wajib to cover from  
navel to knees




Mustahab to cover  
from chest to feet

# EHKAME MAYYIT

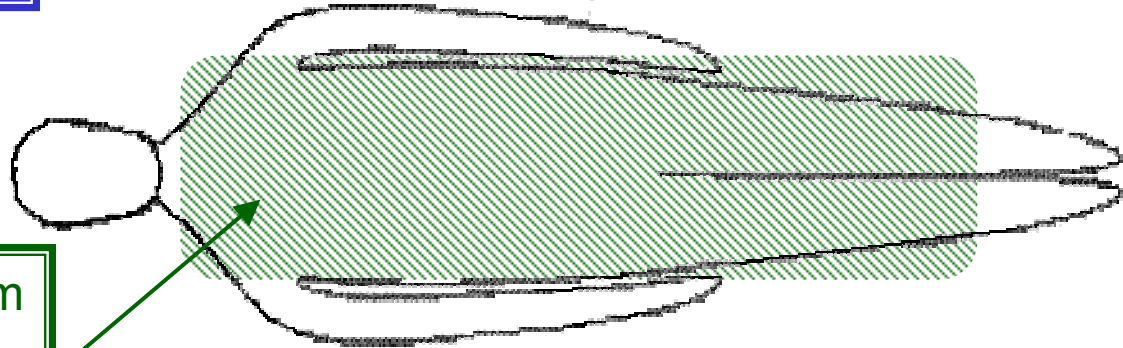
## WAJIB PARTS OF KAFAN

### 2<sup>ND</sup> - PERAHAN

THE APPROXIMATE SIZE OF PERAHAN IS 36" X 110" (90CMS X 275CMS)



Wajib to cover from  
shoulder to upper half of  
the legs




Mustahab to cover from  
shoulder to upper  
portion of feet

# EHKAME MAYYIT

## WAJIB PARTS OF KAFAN

### 3<sup>RD</sup> - CHAADAR

**THE APPROXIMATE SIZE OF CHAADAR IS 60" X 90" (150CMS X 225CMS)**



This is an overall sheet which must be wide enough to wrap around the body with one side overlapping the other, and long enough such that both ends (at the head and feet) can be tied up when the body is wrapped in it.